

What's New in



These updates went live in April 2020

[Radiology
COVID-19 Alert](#)

[Intensive Care
Medical \(ICM\)
Record \(COVID-19\)](#)

[Focused
Assessment Record
\(COVID-19\)](#)

[Senior Review
\(COVID-19\)](#)
[COVID-19 HAI Alert](#)

[COVID-19 in Specialist
Assessment Record](#)

[Blood Gas Results](#)

[Scanned Records –
including Emergency
Department](#)

[Bed Rails Form and
Patient Personal
Disclaimer Form](#)

[Mental Health
Dashboard](#)

Please click on the above links for more details

Radiology COVID-19 Alert

Applies to: All Users

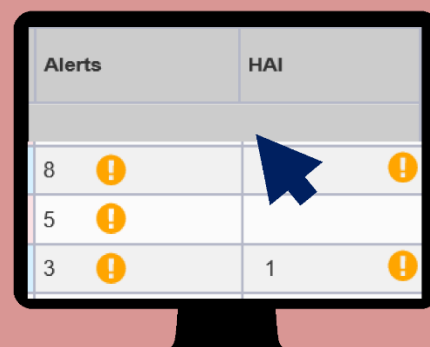
Chest X-ray and Chest CT likely / suspicious for **COVID-19** Radiology Alerts are now in PPM+

Chest X-ray and Chest CT likely / suspicious COVID-19 ALERTS can be found on:

- Single Patient View highlighted in red.

(Please click on the alert to show further information)

- the HAI Alert column on the Whiteboards and the HAI and Patient Alert columns on your desktop ward view (remember you will need to update your column choices)



For further information please contact the Implementation Team at:
leedsth-tr.ImplementationTeam@nhs.net

Intensive Care Medical (ICM) Record (COVID-19)

Applies to: All Users

We have introduced a new electronic *Intensive Care Medical (ICM) Record (COVID-19)* to be used for critical care patients to record admission and twice daily reviews. This replaces the paper forms and means patients can be reviewed remotely reducing infection risks to staff.

Intensive Care Medical (ICM) Record (CoViD-19)

TESTPATIENT, Born **28-Nov-1954 (65y)** Gender **Female** NHS number
Address **St. James's University, Beckett Street, Leeds, LS9 7TF** PAS number

CoVid-19 Infection

Date of symptom onset
13/04/2020
13-Apr-2020


Date of CoViD-19 test	Source	Status
13/04/2020 13-Apr-2020	Nasal swab/Throat swab/ET aspirate/BAL	<input type="radio"/> Positive <input checked="" type="radio"/> Negative <input type="radio"/> Awaited

+ Add

Infection

Markers of Infection

Discard **Autosaved: a few seconds ago** **Save Draft** **Submit**

Remember, you can add clinical documents to a patient's record through the **Add** button in the Single Patient View or the  in the *Action* column on the Ward List.

Focused Assessment Record (COVID-19)

Applies to: All Users

We have introduced a *Focused Assessment Record (CoVID-19)* to be used within the Emergency Department, removing paper processes and reducing duplication where a patient is later admitted:

The screenshot shows a web-based form titled "Focused Assessment Record (CoVID-19)". At the top, a purple header bar contains patient information: "TESTPATIENT," (with a dropdown arrow), "Born 28-Nov-1954 (65y)", "Gender Female", and "NHS number". Below this, a white bar shows the "Address St. James's University Hospital, Beckett Street, Leeds, LS9 7TF" and a "PAS number" field. A left-hand sidebar lists various medical history categories: "Presenting Complaint/s" (highlighted with a green dot), "CoVID 19", "Medications", "Allergies and Adverse Reactions", "Previous Medical History", "Charlson Index", "Social History", "Clinical Frailty", "Medical Examination", "Vital Signs", "Diagnosis", and "Clinical". The main content area is divided into two sections. The top section, "COVID-19", asks "Is this a potential CoVID-19 case?" with "No" and "Yes" buttons. The bottom section, "Focussed History", contains several symptom categories: "Respiratory" (Cough, Breathless, Coryzal, Sore throat, Pleuritic chest pain, Fever), "GI" (Nausea, Vomiting, Diarrhoea, Abdominal pain), "Cardiac" (Cardiac chest pain), "General" (Myalgia, Loss of taste or smell), and "Neurology" (Headache, Focal neuro symptoms, New confusion). At the bottom of the form, there is a "Discard" button, an "Autosaved: a few seconds ago" status indicator, and "Save Draft" and "Submit" buttons.



Remember, you can add clinical documents to a patient's record through the **Add ▾** button in the Single Patient View or the **▾** in the *Action* column on the Ward List.

Senior Review (COVID-19)

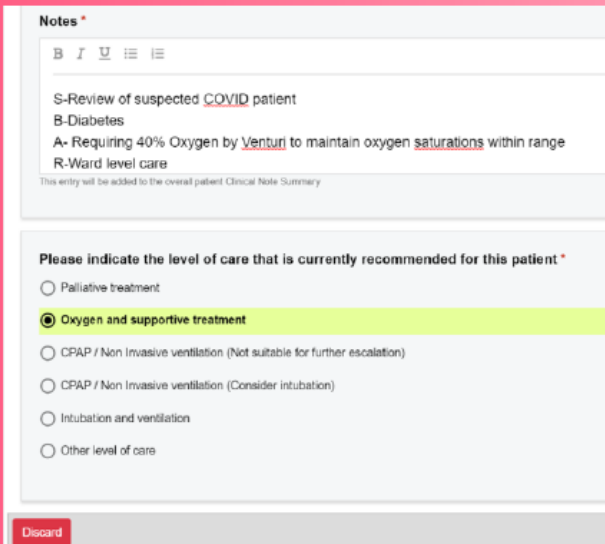
Applies to: All Users

The *Senior Review (COVID-19)* e-form is now available in PPM+ via *Add Clinical Document*. This form should be used specifically for recording reviews of patients with suspected or confirmed COVID-19 infection. The *Senior Review (COVID-19)* e-form should be completed by Senior Doctors reviewing patients on COVID wards ST4+ and above.

Completed *Senior Review (COVID-19)* forms can be viewed in the Event List in the patient record. The summary notes will also appear in the Clinical Notes Summary.



The Senior Review (COVID-19) e-form is now available in PPM+ via Add Clinical Document



WHAT IS IT FOR?

The Senior Review Form is specifically for recording reviews of patients with suspected or confirmed COVID-19 infection

WHO CAN COMPLETE IT?

Senior Doctors reviewing patients on COVID wards ST4+ and above

For further information please contact:
leedsth-tr.ImplementationTeam@nhs.net or 0113 206 0345

COVID-19 HAI Alert

Applies to: All Users



**COVID-19 alerts are
now on PPM+**

**The COVID-19 HAI ALERT
can be found on:**

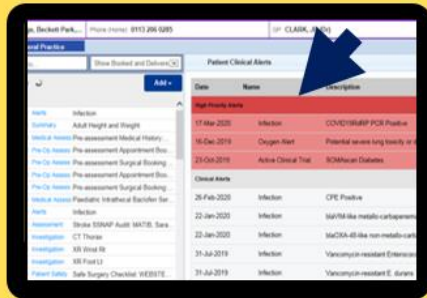
- Single Patient View highlighted in red
- the HAI column (on the ward view)

For further information, please contact the
Infection Prevention and Control Team on 66339

COVID-19 alerts are now on PPM+

The COVID-19 HAI ALERT can be found on:

- Single Patient View highlighted in red
- the HAI column (on the ward view)




For further information, please contact the
Infection Prevention and Control Team on 66339




COVID-19 in Specialist Assessment Record

Applies to: All Users

The diagnosis of COVID-19 has been added to the *Speciality Assessment Record* in PPM+:

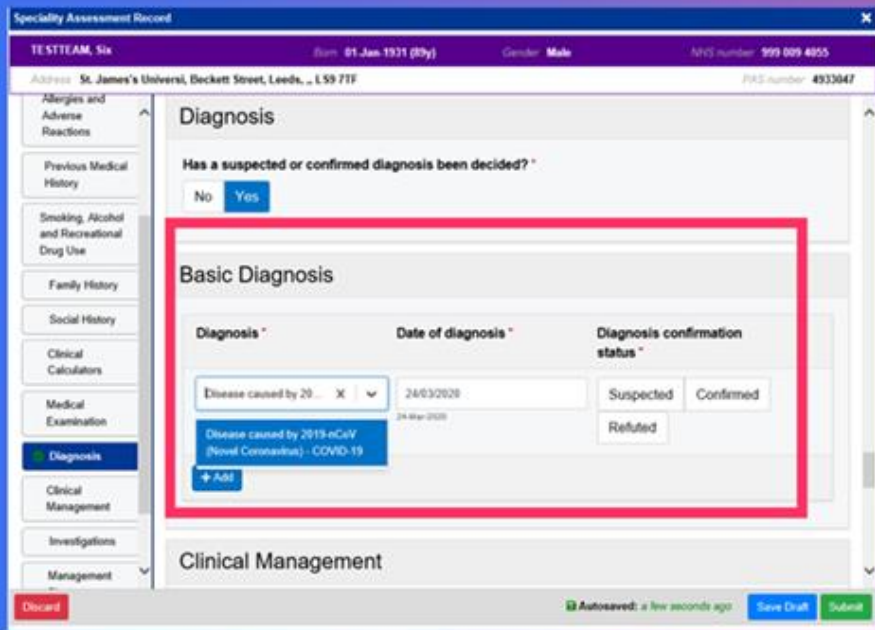


#LeedsDigitalWay
CONNECTS TRANSFORMS IMPROVES



COVID-19

has now been added as a
diagnosis in the the
Speciality Assessment Record
(SAR) on **ppm+**



The screenshot shows the 'Speciality Assessment Record' interface for a patient named TESTTEAM, Six. The patient's details include Born: 01-Jan-1931 (89y), Gender: Male, NHS number: 999 005 4055, and Address: St. James's University, Beckett Street, Leeds, .. LS9 7TF. The 'Diagnosis' section is highlighted with a red box, showing a table with columns for 'Diagnosis', 'Date of diagnosis', and 'Diagnosis confirmation status'. The table contains one entry: 'Disease caused by 2019-nCoV (Novel Coronavirus) - COVID-19' with a date of '24/03/2020' and a status of 'Suspected'. The 'Clinical Management' section is also visible below the diagnosis table.

For further information please contact:
leedsth-tr.ImplementationTeam@nhs.net or 0113 206 0345

Blood Gas Results

Applies to: All Users

The *Blood Gas Results* form is now available in PPM+.

Blood Gas Results should, where possible, be recorded on the *Blood Gas Results* form in PPM+ via *Add Clinical Document*.

To view blood gas results, select the *Summary Blood Gas Results* in the patient record. This will open a summary showing blood gas results. Any results which are outside normal ranges will show in red with an arrow showing if the result is higher or lower than normal range.

The *Blood Gas Results Form* and *Summary Results View* are now available on **ppm+**



Blood gas results should, where possible, be recorded in ppm+ on the **Blood Gas Results** form via **Add Clinical Document**.

To view **Blood Gas Results** select the '**Summary Blood Gas Results**' in the patient record. This will open a summary showing blood gas results.

Any **results** which are **outside normal ranges** will show in **red with an arrow** showing if the result is higher or lower than normal range.

Summary Results View- Desktop Version

Head Gas Results

15:17:46 AM Tempco **Mon 10 May 2014 (Fri)** **Location: Fawcote** **MSD number: 001 000 1004**
Address: Leeds General Infirmary, Great George Street, Leeds, LS1 3BE **MSD number: 4903454**

Sample Details

Sample type: **Atmos** **Capillary** **Venturi**

Sample date: 10/04/2010 **Sample time:** 12:38

Please note that "Normal value range" is for guidance purposes.

Invasive Ventilation?
No Yes

Air / Oxygen:
 Air **Oxygen**

Method of Delivery:
 Nasal Cannula ☐ ☒ ☐

Concentration (%) **Flow Rate (L/min)**
 38 4

Control **Start**

[illegible]

Summary Results View- Mobile App

[illegible]

For further information please contact: leedsth-tr.ImplementationTeam@nhs.net or 0113 206 0345

Scanned Records – including Emergency Department

Applies to: All Users

As a response to the current CoVID-19 situation we are no longer able to deliver paper patient records to your ward/department. Documentation, including that scanned from the Emergency Department and ward areas can be located electronically via PPM+.

In the Single Patient View, select *WINDIP Scanned Notes* in the *Actions* column on the left:

The screenshot displays the PPM+ Single Patient View interface for a patient named TESTTEAM. The top header shows patient details: TEST EPR ZZZ, TEST EPR ZZZ, Born 11-May-1934 (85y), Gender Female, NHS No. 999. The left sidebar contains the 'Actions' column, where 'WINDIP Scanned Notes' is highlighted with a red box and a red circle with the number 1. The 'Case notes' section is also highlighted with a red box and a red circle with the number 2. The 'Expand' button is highlighted with a red box and a red circle with the number 3. The main content area shows a list of scanned records, including 'General Patient Notes', 'ICU BLOODS', 'Operation Sheets', 'OPHTHALMOLOGY A&E', 'ECG', 'CARDIOLOGY TREATMENT ADV...', 'ICD FOLLOW UP REPORT', 'CARDIOLOGY ANNOTATIONS', 'ECG', and 'Charts'.

Bed Rails Form and Patient Personal Disclaimer Form

Applies to: All Users

NEW FORMS ARE AVAILABLE ON PPM+

01

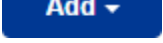

BED RAILS FORM
to be completed for all patients deemed a falls risk or if patient requests bed rails for any reason

02

PATIENT PERSONAL DISCLAIMER FORM (property form)

If you have any questions please contact the Implementation Team:
leedsth-tr.ImplementationTeam@nhs.net

The image shows two mobile devices displaying the new forms. The tablet displays the 'Bed Rails Risk Assessment' form, which includes a patient header with 'Born 01-Jan-1931 (8)' and 'Address St. James's Universi, Beckett Street, Leeds, .. LS9 7TF'. The form lists 'Indicators to consider' with checkboxes for 'None', 'Falls risk identified on NS...', 'Fluctuating conscious leve...', 'Impaired judgement (both...', 'Lack of awareness of abili...', 'Patient / carer request', 'Sensory loss', 'Use of pressure relieving r...', and 'Other'. It also has a section for 'Are bed rails indicated?' with 'No' and 'Yes' buttons. The smartphone displays the 'Patient's Personal Disclaimer' form, which includes the same patient header and a section titled 'Which form do you require? ^' with buttons for 'Patient's Personal Disclaimer' and 'Property Returne...'. Below this is the 'Acceptance of Valuable Deposit' section, followed by a 'Trust ^' section with buttons for 'Leeds Teaching Hospitals NHS Trust' and 'Mid Yorks...'. At the bottom, there is a statement: 'I have been made aware that Leeds Teaching Hospitals NH... valuable during my stay in hospital'.

Remember, you can add clinical documents to a patient's record through the  button in the Single Patient View or the  in the *Action* column on the Ward Patient List.

Mental Health Dashboard

Applies to: All Users

The Mental Health tab will be displayed if your patient has an open referral or has had one closed in the last 12 months to Mental Health services in Leeds.

This presents the Mental Health information recorded for your patient as held by [The Leeds and York Partnership NHS Foundation Trust \(LYPFT\)](#) from the Care Director system.

Mental Health alerts taken from LYPFTs system are also presented on the Hospital/ICR tab in the patient alerts section.

The screenshot displays the 'Mental Health' tab in a patient's Care Director system. The interface features a sidebar on the left with 'Summary' and 'Documents' sections. The main content area is divided into several panels:

- Alerts:** A table with columns for Title, Code - Category, DD-MMM-YYYY, and Status. It shows one entry: 'Lives in Known High Risk Area' with code '01-Sep-2019' and status 'Active'.
- Allergies:** A table with columns for Title, Code - Category - Type, DD-MMM-YYYY, and Status. It shows two entries: 'Dust Mites' (Environment - Allergy, Active - Confirmed) and 'Dust Mites' (Environment - Allergy, Active - Confirmed).
- Community Treatment Orders:** A table with columns for Legal Status, Restrictions, DD-MMM-YYYY, and Status. It shows one entry: '14-Sep-2019 to 30-Sep-2019' with status 'Consent to Treat'.
- Care Plans:** A table with columns for Title, Author - Care Team, DD-MMM-YYYY, Intent - Status, and Plan - Active. It shows one entry: 'Mental Health Crisis Plan, - LYPFT Care Team 1' with date '06/09/2019' and status 'Plan - Active'.
- Involved Teams:** A table with columns for Team, Care Manager (Phone), DD-MMM-YYYY to DD-MMM-YYYY, and Type. It shows one entry: 'LYPFT Care Team 1 (0113)' with date '11-Sep-2019 to Present' and type 'Home and Community Care'.
- Future Appointments:** A table with columns for DD-MMM-YYYY, Type, Service Provider, and Status. It shows one entry: '14-Nov-2019' with type 'See GP regarding sore throat' and status 'Planned'.
- Previous Appointments:** A table with columns for DD-MMM-YYYY, Description, and Service Provider. It shows one entry: '11-Sep-2019' with description 'Transferred from other hospital due to lack of space' and service provider 'Beaumont Hospital On Leave'.
- Hospital Stays:** A table with columns for DD-MMM-YYYY to DD-MMM-YYYY, Service Provider, and Status. It shows one entry: '11-Sep-2019 to Present' with service provider 'Beaumont Hospital'.

Contact Us

Please contact the Informatics Service Desk at x26655 or informaticsservicedesk.lth@nhs.net to:

- Reset your password
- Report a problem you are having within PPM+ functionality
- Report a data quality problem within PPM+
- Request new user accounts for PPM+
- Disable PPM+ accounts for any leavers from your department

Please contact the PPM+ EHR team at leedsth-tr.EPR@nhs.net if you have any development ideas or comments on your experience of using the EPR.

If you would like to make a request for change to PPM+, please contact us at: leedsth-tr.EPR@nhs.net with a completed [Request For Change \(RFC\) form available here](#).

Please contact the IT Training Department at ITTraining.LTHT@nhs.net if you require further training on PPM+ or any other Clinical System.

PPM+ Help Site: <https://www.ppmsupport.leedsth.nhs.uk/>