

What's New in



The latest version of PPM+ goes live on 19th of November 2019

[Custom Patient
List](#)

[Improvements](#)

[Inpatient
Transfers from
Ward to Ward](#)

[Resuscitation
Intervention
Event \(Adult\)
Improvements](#)

[Stool Record Chart
Improvements](#)

[EDGE Clinical
Research
Management
System](#)

[Same Day
Emergency Care
Form
Improvements](#)

Please click on the above links for more details

Custom Patient List Improvements

Applies to: All Users

We have now introduced a *Category* filter into Custom Patient Lists. This will provide an improved user experience and rationalising the filters that are in use and their context. Based on feedback, the bed number has also been added to the Custom Patient Lists.

The first screenshot shows the 'Create Custom List' interface. At the top, there are tabs for 'Home' and 'Create Custom List'. Below this is a 'Custom View' section with a dropdown menu for selecting a category. The dropdown is open, showing a list of categories including 'Patient List', 'Currently Admitted Patient List' (which is highlighted), 'Recently Discharged Patient List', 'Community Pharmacy - Complete the Discharge Connect with Pharmacy Form', 'Community Pharmacy - Out of Area', 'Community Pharmacy - No EDAN Completed', 'Infection Prevention & Control Nurse Tasks', 'Patients requiring a surgical pre-assessment appointment', 'Pre-Assessment Medical History', 'Pre-Assessment Anaesthetist Review', 'Pre-Assessment Investigations Review', 'Pre-Assessment Scheduling Summary', 'Pre-Assessment Scheduling Sign Off', 'Pre-Assessment Theatre Sign Off', 'Pre-Assessment Pharmacy Sign Off', 'Pre-Assessment Pharmacy Bridging Appointment', 'Same Day Emergency Care Tasks', 'Same Day Emergency Care Tasks (By Current Ward)', and 'Same Day Emergency Care Tasks (By Discharged Ward)'. To the right of the dropdown is a 'Name' field with the placeholder text 'Enter View Name'. Below the dropdown is a 'Filter Criteria' section. At the bottom left is a 'Cancel' button and at the bottom right is a 'Save' button.

The second screenshot shows the 'Filters' section of the 'Custom Patient List' interface. At the top, there are tabs for 'Filters' and 'Sharing'. Below this is a 'Custom View' section with a 'Category' dropdown menu set to 'Currently Admitted Patient List' and a 'Name' field containing 'My Patients'. Below the 'Category' dropdown is a 'Choose filter type' dropdown menu. The dropdown is open, showing a list of filter types including 'Please Select...', 'Clinical Review', 'Current Consultant' (which is highlighted), 'Current Consultant Speciality', 'Current Ward', 'Recent Admissions To The Hospital', and 'Ward Stay Type'. To the right of the dropdown is a 'Filter Criteria' section. At the bottom left is a 'Cancel' button and at the bottom right is a 'Save' button.

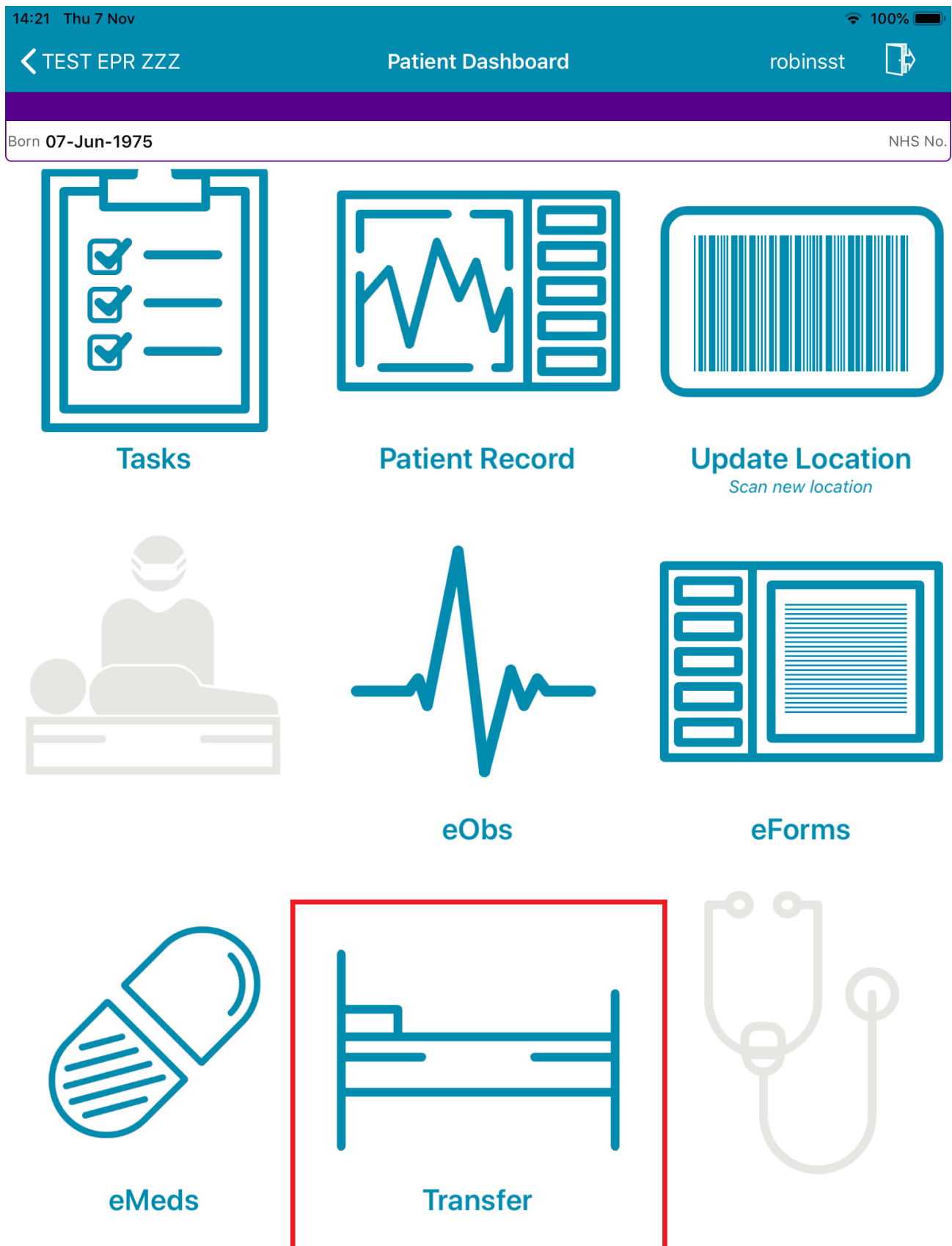
Remember, you can create a *Custom Patient List* from the *Home* tab:

The screenshot shows the 'Home' tab of the interface. Below the 'Home' tab is a section titled 'Actions' with a left-pointing arrow. Below 'Actions' is a section titled 'Patient Lists'. Under 'Patient Lists', there are several options: 'Browse List', 'Create Patient List', 'Custom Patient List' (which is highlighted with a red box), 'eDAN', 'Ward (Old View)', 'Unplanned Patient List', and 'Bed State'. Each option has a right-pointing arrow next to it.

Inpatient Transfers from Ward to Ward

Applies to: Pilot Users

We are currently piloting inpatient transfers from ward to ward via PPM+. You can complete these via the PPM+ Mobile app and Desktop computers.



Patient Transfer

TEST,

Born 12-Dec-1989

Gender

NHS No. 999

Transfer Date

05-Nov-2019

Transfer Time

14:27

Ward

ZZZ1

Consultants

Enter the details of the consultant(s) responsible for the patients care after the transfer

SURGERY

Primary

+ Add

Cancel

Transfer

PPM+ Mobile also allows you to scan the patient's wristband to directly update their bed locations including the bed status e.g. HOBs/HDU/Surge beds.



Resuscitation Intervention Event (Adult) Improvements

Applies to: All Users

Following clinical feedback we have improved the *Resuscitation Intervention Event (Adult)* eForm.

Now includes the option of *Medical Emergency* alongside *Respiratory Arrest* and *Cardiac Arrest* which opens a comments box to detail the event.

Resuscitation Intervention Event (Adult)

TEST, Born **15-Oct-1969 (50y)** Gender **Female** NHS number **999**

Address PAS number

Leeds General Infirmary x | v Other... x | v 12345

Enter the ward/unit/location name *

Training

Event - Event Time

Date of event * **Time of 2222 call *** **Date of Crash Team Arrival *** **Time of Crash Team Arrival ***

05/11/2019 13:50 05/11/2019 13:55

05-Nov-2019 05-Nov-2019

Event - Event Type

Please select the type of event *


Cardiac Arrest Respiratory Arrest **Medical Emergency**

Team Details

Discard Autosaved: a few seconds ago Save Draft Submit

Further improvements include:

- Airway/Breathing section - new comments box to describe the course of the airway management.
- Airway/Breathing section - ability to add additional airway devices.
- Interventions section - ability to choose IO access.
- New section to detail Post Arrest Drugs.
- Improvements to Post Resuscitation Care detailing destination of patient, support for transfer, escalation plan, next of kin update.

Remember, you can add clinical documents to a patient's record through the **Add** button in the Single Patient View or the  in the *Action* column on the Ward Patient List.

Stool Record Chart Improvements

Applies to: All Users

Based on clinical feedback we have improved the *Stool Record Chart*.

Stool Record Chart

TEST






Born 15-Oct-1969 (50y)

Gender Female


NHS number 999

Address

PAS number

Type 2		Sausage-shaped but lumpy - Mild Constipation
Type 3		Sausage but with cracks on its surface - Normal
Type 4		Like a sausage or snake, smooth and soft - Normal
Type 5		Soft blobs with clear-cut edges passed easily - Lacking Fibre
Type 6		Mush consistency with ragged edges - Mild diarrhea

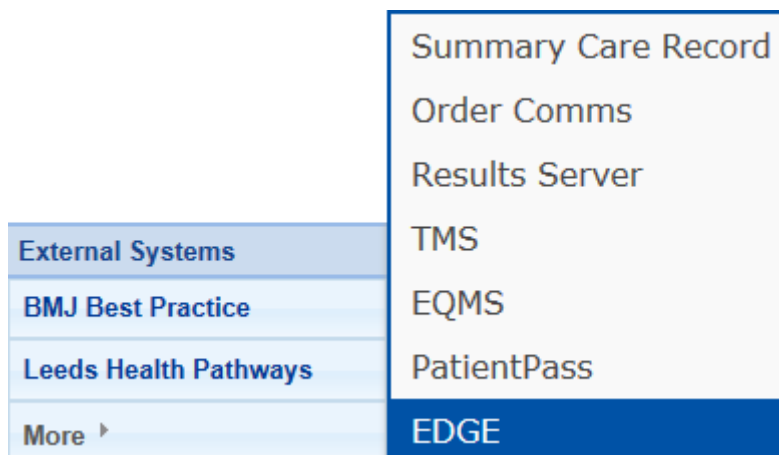
Submit

Remember, you can add clinical documents to a patient's record through the **Add** button in the Single Patient View or the  in the *Action* column on the Ward Patient List.

EDGE Clinical Research Management System

Applies to: All Users

We have introduced a link to the [Clinical Research Management System EDGE](#) into PPM+. You can find the link in the bottom-left:



Same Day Emergency Care Form Improvements

Applies to: All Users

Following the pilot in CDU and AMFU, improvements have been made to the wording of the Arrival and Disposal forms following clinical feedback:

SDEC Arrival

TEST, Born 29-Oct-2000 (19y) Gender Female NHS number

Address PAS number

Same Day Emergency Care (SDEC) Arrival

Arrival date *
07/11/2019
07-Nov-2019

Arrival time *
14:51

Attendance source group *
Personal
Please enter who sent the patient to unit

Attendance source *
Self / family / friends / education / work colleague
Please enter who sent the patient to unit

Attendance type *

New Follow-up

If patient has been asked to attend a second/follow up appointment in same day emergency care please select 'follow-up'

Discard

Submit

We have also improved the custom lists, it will now be possible to filter outstanding tasks by current ward, or by recently discharged ward.

Contact Us

Please contact the Informatics Service Desk at x26655 or informaticsservicedesk.lth@nhs.net to:

- Reset your password
- Report a problem you are having within PPM+ functionality
- Report a data quality problem within PPM+
- Request new user accounts for PPM+
- Disable PPM+ accounts for any leavers from your department

Please contact the PPM+ EHR team at leedsth-tr.EPR@nhs.net if you have any development ideas or comments on your experience of using the EPR.

If you would like to make a request for change to PPM+, please contact us at: leedsth-tr.EPR@nhs.net with a completed [Request For Change \(RFC\) form available here](#).

Please contact the IT Training Department at ITTraining.LTHT@nhs.net if you require further training on PPM+ or any other Clinical System.

PPM+ Help Site: <https://www.ppmsupport.leedsth.nhs.uk/>